



**YANMAR**

TRUE ZERO TAIL SWING MINI EXCAVATOR

# **Vi025-6A**

[Gross]15.2kW <20.4HP>











## **Vi025-6A**

**Power, flexibility and stability  
in a compact package**



**BUILDING  
WITH YOU**

# Features of Vi025-6A

## LED Working Lights

Provide brighter light.

Page 10

## Spring Steel Cylinder Guards **YANMAR ORIGINAL**

To prevent cylinder rods from damage.

Page 10

## Hydraulic Quick Coupler **YANMAR ORIGINAL**


No tools required to change the attachments. (Optional)

Page 13

## Auto Deceleration & Eco Mode

Efficient automatic engine deceleration.  
Eco mode reduces fuel consumption by 20%.  
(Optional)

Page 9







### **ROPS\*1 & FOPS\*2 4-Pole Canopy**

The protective structure that meets ISO standards, minimizes the damage in case of an accident.

**Page 12**

### **SMARTASSIST Remote**

Advanced fleet management system.

**Page 13**

### **Optimal Heat Balance**

Top performance regardless of ambient temperatures.

**Page 10**

### **YANMAR Engine** YANMAR ORIGINAL

Powerful, reliable and efficient.

**Page 8, 9**

### **True Zero Tail Swing**

Ensures safer operation on the tight job sites.

**Page 6**

\*1 Roll-Over Protective Structure (ROPS): A structure to protect the operator wearing a seat belt, in case the machine rolls over.  
\*2 Falling Objective Structure (FOPS): A structure to protect the operator from falling objects.



Machine width **1500mm**

### **True Zero Tail Swing**

YANMAR pioneered the concept of a true zero tail swing mini excavator. The upper frame doesn't extend beyond the track width, giving operator the ability to tackle jobs more safely in tighter spaces.

Operating Weight

**2635kg**

\*Canopy and rubber track type

# Unmatched compactness, easy to transport




## Versatile and Easy to Transport

Characterized by exceptional lifting and digging capabilities thanks to powerful hydraulics. Compact size and transport weight allows it be transported by trailer.

\*Transportation by trailer is subject to road rules and regulations of your country.







# Reliable YANMAR engine designed to deliver powerful output and fuel efficiency

## YANMAR Engine

Equipped with legendary YANMAR TNV engine. It guarantees high quality, power and efficiency thanks to advanced technologies.

Model **3TNV80F-SXNBV** Output (Gross) **15.2kW**



### Auto Deceleration (Optional)


Automatically lowers the engine speed to idle when the machine stops for more than 4 seconds. Reverts to the original speed, once the operation lever is moved.



### Eco Mode (Optional)

Lower fuel consumption by reducing the engine speed to 90% from maximum speed.

# Proven durability



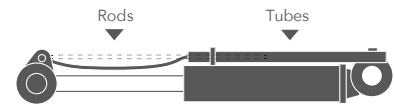
Watch the video

## 1 LED Working Lights

A well protected LED lights provide brighter light for work safely and with accuracy in dark spaces.

## 2 Spring Steel Cylinder Guards

All cylinders are protected with unique spring steel structured guards to reduce machine downtime.



## Robust Undercarriage

Tough and long lasting undercarriage enhances the service life of the excavator.



## Optimal Heat Balance

A discharge-type radiator and the large oil cooler ensure excellent heat balance in all weather conditions.




# Comfortable operator space



**1**  
**Large LCD Monitor with LED Backlight**  
Easy-to-read display showing operating status and maintenance information.



**2**  
**Dial Accelerator**  
Fingertip control dial easy to change the engine speed.



**3**  
**Ergonomically Designed Controls**  
Ergonomically arranged operating controls and switches are within the reach of one hand.



**4**  
**Suspension and Reclining Seat**  
A suspension and adjustable seat allow the operator to find their perfect working position while reducing shocks and vibrations.



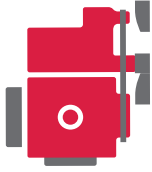
**5**  
**External Power Outlet (12V)**  
The 12V power socket can be used for charging your cell phone and other devices.



**6**  
**P.T.O. Switch and Flow Adjustment**  
Hydraulic P.T.O. lines can be controlled with the tip of your fingers. Ensures precise operation of attachments.



# Easy maintenance and enhanced safety



1

## Engine, Radiator and Battery

No tools required to open rear bonnet and the right-hand side bonnet.



2

## Hydraulic Oil Tank, Fuel Tank and Air Cleaner

Lockable right upper hand side bonnet provides easy access and security.



3

## ROPS and FOPS 4-pole Canopy

The protective structure that meets ISO standards, minimizes the damage in case of an accident.



4

## Grease Pump Holder

A secure location for grease pump holder.




## Engine, Hydraulics and Electric Components

Seat mount and floor covers are easily opened to access components.



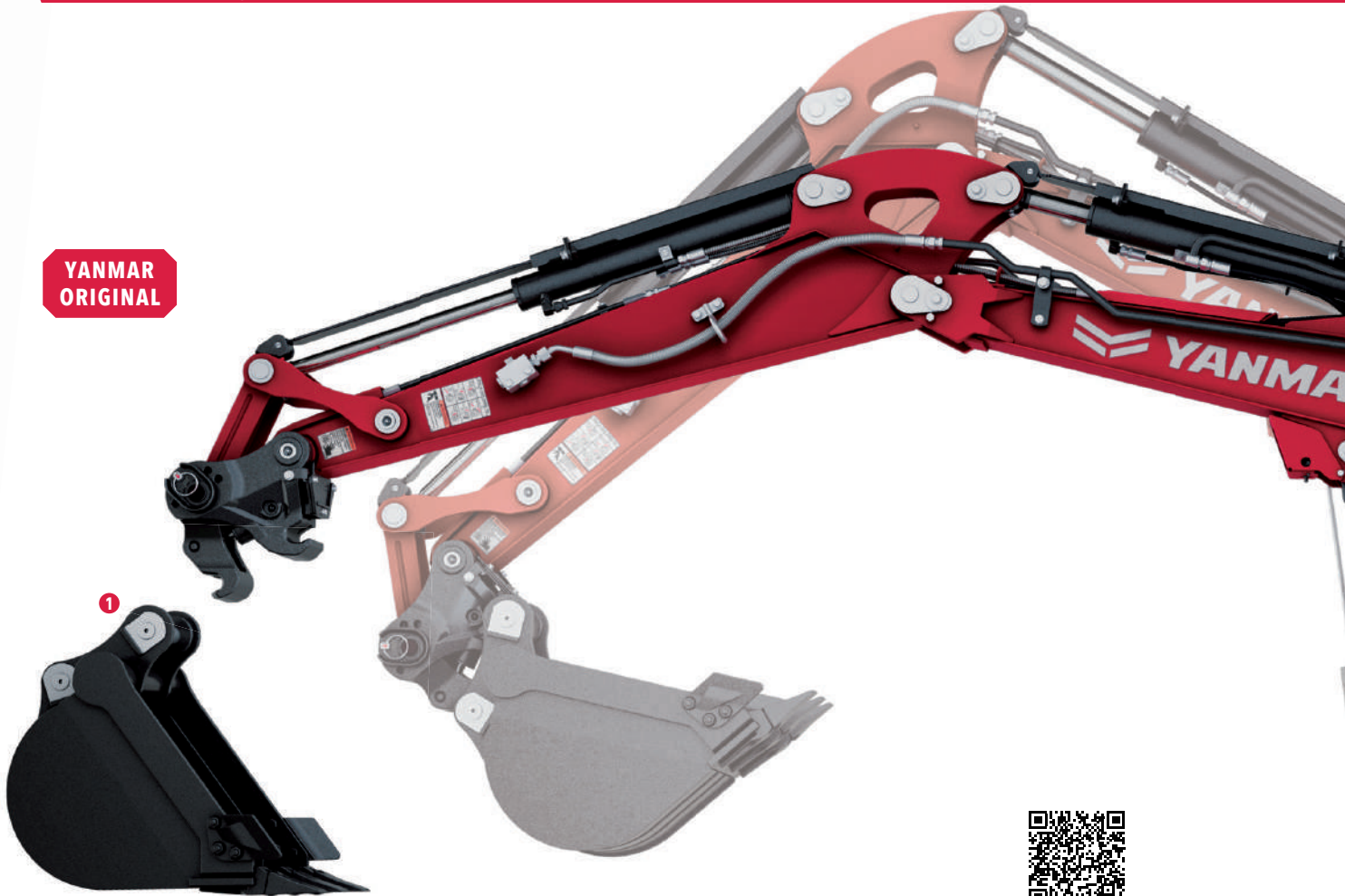
## Emergency Engine Stop Switch

In case of emergency, the engine can be shut down easily with emergency switch.





YANMAR ORIGINAL



Watch the video

**1 YANMAR Hydraulic Quick Coupler (Optional)**

Quick coupler makes it easier and quicker than ever to change buckets and other attachments. It saves time so operator can focus job in hand.

Some buckets and attachments may not be applicable.

**P. T. O. Hydraulic Lines (Optional)**

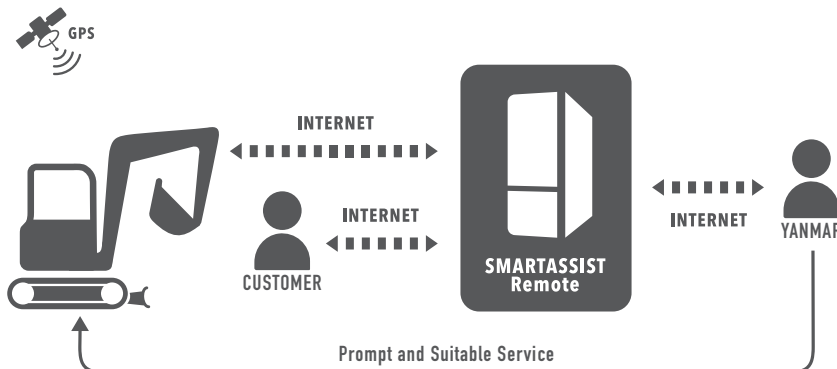
Powerful hydraulic P.T.O.1 and 2 lines are available as an option. Enables easy, fast and intuitive control of various attachments.

# SMARTASSIST



Watch the video

## Remote



**Our service to avoid machine downtime**

SMARTASSIST Remote is a telematic system that provides sophisticated management for construction equipment equipped with a GPS transmission terminal. This system monitors construction equipment remotely and ascertains maintenance intervals and troubles in a timely manner via the Internet, which allows YANMAR to constantly provide the customers with suitable services and support.

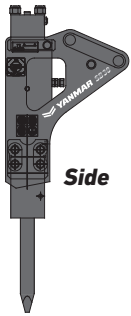
## Attachments

# YANMAR Hydraulic Breaker

A wide range of hydraulic breakers are available for demolition applications. Each model delivers reliability, productivity and durability. Refer to breaker's catalog for more information.



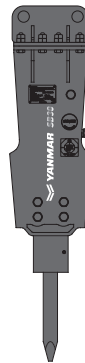
### Product Lineup



**Side**



**Pin Mounted**



**Cap Mounted**



**Box Housing  
(Silenced)**

## YANMAR's recommended parts

**ecoY**  
GUARANTEED QUALITY & DURABILITY



Watch the video



**ecoY Bucket Tooth-Adapter**



**ecoY Idler**



**ecoY Rubber Track**



**ecoY Rubber Pad**



**ecoY Carrier Roller**



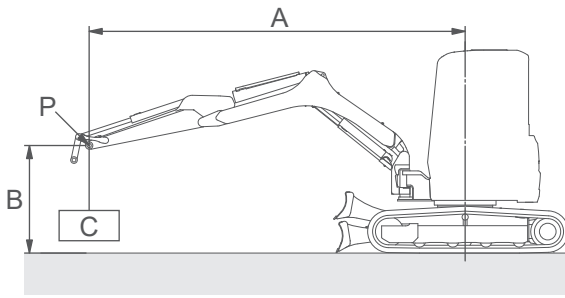
**ecoY Sprocket**



**ecoY Track Roller**



# Lifting Capacity



With: Canopy and rubber track  
Without: Quick coupler and bucket

**A:** Reach from swing center line [m (in.)]

**B:** Load point height [m (in.)]

**C:** Lifting load [kg (lbs.)]

**P:** Load point









: Rating over front

: Rating over side or 180 degrees

Loads shown in table include weight of standard bucket [71kg (157lbs.)] and quick coupler [40kg (88lbs.)].









## Blade on ground

Unit: kg (lbs.)

A [m (in.)]	Max.		3.0 (118.1)		2.5 (98.5)		2.0 (78.7)	
B [m (in.)]								
3.0 (118.1)	*460 (1014)	390 (859)	-	-	-	-	-	-
2.5 (98.5)	*460 (1014)	340 (749)	*460 (1014)	390 (859)	-	-	-	-
2.0 (78.7)	*470 (1036)	310 (683)	*460 (1014)	360 (793)	-	-	-	-
1.0 (39.4)	*490 (1080)	270 (595)	*620 (1366)	290 (639)	*760 (1675)	*760 (1675)	-	-
0 (0)	*520 (1146)	320 (705)	*730 (1609)	400 (881)	*950 (2094)	510 (1124)	*1310 (2888)	720 (1587)
-1.0 (-39.4)	*540 (1190)	330 (727)	*700 (1543)	390 (859)	*920 (2028)	500 (1102)	*1200 (2645)	700 (1543)
-1.5 (-59.1)	*530 (1168)	410 (903)	-	-	*760 (1675)	510 (1124)	*960 (2116)	680 (1499)

## Blade above ground

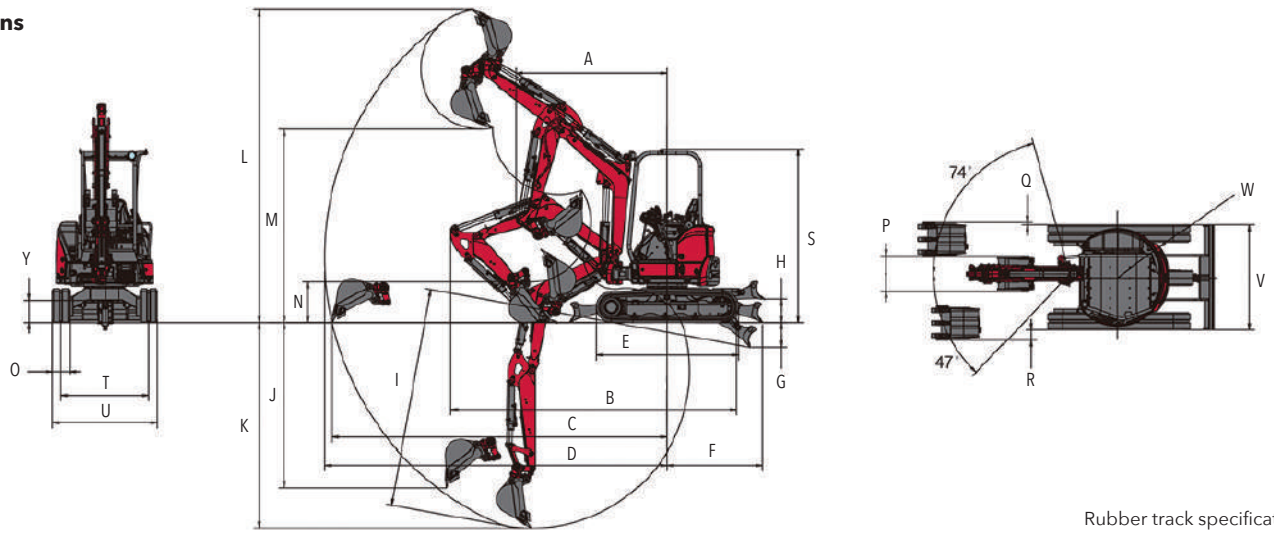
Unit: kg (lbs.)

A [m (in.)]	Max.		3.0 (118.1)		2.5 (98.5)		2.0 (78.7)	
B [m (in.)]								
3.0 (118.1)	*450 (992)	380 (837)	-	-	-	-	-	-
2.5 (98.5)	400 (881)	330 (727)	*460 (1014)	*450 (992)	-	-	-	-
2.0 (78.7)	360 (793)	300 (661)	*460 (1014)	360 (793)	-	-	-	-
1.0 (39.4)	320 (705)	270 (595)	*600 (1322)	440 (970)	*760 (1675)	*760 (1675)	-	-
0 (0)	330 (727)	270 (595)	480 (1058)	400 (881)	630 (1388)	510 (1124)	890 (1962)	690 (1521)
-1.0 (-39.4)	390 (859)	320 (705)	470 (1036)	380 (837)	600 (1322)	500 (1102)	870 (1918)	700 (1543)
-1.5 (-59.1)	470 (1036)	400 (881)	-	-	610 (1344)	510 (1124)	840 (1851)	680 (1499)

### Note:

The lifting load with the asterisk (\*) mark is limited by hydraulic lifting capacity rather than tipping. The lifting capacity shown in the above list is based on the ISO Standard No. 10567 and represents either 87% of hydraulic lifting capacity or 75% of tipping load, which is smaller.

## ● Dimensions



Rubber track specification

Unit: mm (in.)

		A <at boom swing>	B	C	D	E	F	G	H	I	J	K	L	M	N	O	P	Q	R	S	T	U	V	W	Y
ViO25-6A Canopy	With quick coupler	2160 (85.0) <1840 (72.4)>	4090 (161.0)	4800 (189.0)	4910 (193.3)					3150 (124.0)	2370 (93.3)	2950 (116.1)	4480 (176.4)	2780 (109.4)	585 (23.0)					2490 (98.0)					
	Without quick coupler	1990 (78.3) <1680 (66.1)>	4120 (162.2)	4640 (182.7)	4750 (187.0)	2040 (80.3)	1380 (54.3)	355 (14.0)	340 (13.4)	2990 (117.7)	2490 (98.0)	2790 (109.8)	4330 (170.5)	2930 (115.4)	705 (27.8)	250 (9.8)	490 (19.3)	35 (1.4)	145 (5.7)			1250 (49.2)	1500 (59.1)	1500 (59.1)	750 (29.5)
ViO25-6A Cabin	With quick coupler	2160 (85.0) <1840 (72.4)>	4090 (161.0)	4800 (189.0)	4910 (193.3)					3150 (124.0)	2370 (93.3)	2950 (116.1)	4480 (176.4)	2780 (109.4)	585 (23.0)					2530 (99.6)					
	Without quick coupler	1990 (78.3) <1680 (66.1)>	4120 (162.2)	4640 (182.7)	4750 (187.0)					2990 (117.7)	2490 (98.0)	2790 (109.8)	4330 (170.5)	2930 (115.4)	705 (27.8)										

## ● Specifications

MODEL		ViO25-6A					
TYPE		With quick coupler		Without quick coupler			
		Canopy	Cabin	Canopy	Cabin		
WEIGHT	Operating weight	Rubber track	lbs. [kg]	2685 (5919)	2815 (6206)	2635 (5809)	2765 (6096)
		Steel track	lbs. [kg]	2795 (6162)	2925 (6449)	2745 (6052)	2875 (6338)
ENGINE	Type	Vertical in-line water cooled 4-cycle diesel engine					
	Model	3TNV80F-SXNBV					
	Rated output, gross	kW (HP) / rpm 15.2 (20.4) / 2500					
BUCKET	Capacity, standard	cu.m (cu.ft) 0.008 (2.83)					
	Width, standard	mm (in.) 490 (19.3)					
PERFORMANCE	Max. digging force	Bucket	kN (lbs.)	18.2 (4079)		23.1 (5203)	
		Arm	kN (lbs.)	11.7 (2624)		12.6 (2844)	
	Max. digging depth <at the blade down>		mm (in.)	2950 (116.1) <3150 (124.0)>		2790 (109.8) <2990 (117.7)>	
				mm (in.)	2370 (93.3)		2490 (98.0)
	Max. cutting height		mm (in.)	4480 (176.4)		4330 (170.5)	
	Max. dumping height		mm (in.)	2780 (109.4)		2930 (115.4)	
	Max. digging radius of the ground		mm (in.)	4800 (189.0)		4640 (182.7)	
	Front min. swing radius <at swinging the boom>		mm (in.)	2160 (85.0) <1840 (72.4)>		1990 (78.3) <1680 (66.1)>	
Boom swing angle: left / right		degrees	47 / 74				
SPEED	Travel speed: high / low	Rubber track	km/h (mph)	4.5 (2.8) / 2.8 (1.7)			
		Steel track	km/h (mph)				
	Swing speed		rpm	10			
GROUND PRESSURE	With standard track	Rubber track	kPa (PSI)	30.2 (4.38)	31.7 (4.59)	29.6 (4.30)	31.1 (4.52)
		Steel track	kPa (PSI)	31.4 (4.55)	32.8 (4.76)	30.8 (4.47)	32.3 (4.69)
TANK CAPACITY	Fuel tank		L (gal)	30.5 (8.0)			
	Hydraulic oil tank		L (gal)	25 (6.6)			
HYDRAULIC SYSTEM	Pump displacement		L/min (gpm)	30.0 (7.9)×2 <Variable displacement pump> 21.3 (5.6)×1, 11.3 (3.0)×1 <Gear pump>			
	Relief set pressure		MPa (PSI)	20.6 (2987)×2, 18.1 (2631)×1, 2.9 (427)×1			
	Max. P.T.O. output		L/min (gpm)	51.3 (13.6)			

All data are subject to change without notice. Note that the standard equipment may vary. Consult your YANMAR dealer for confirmation.

YANMAR COMPACT EQUIPMENT



yanmar.com

Printed in Japan  
031D0-G01340 2208